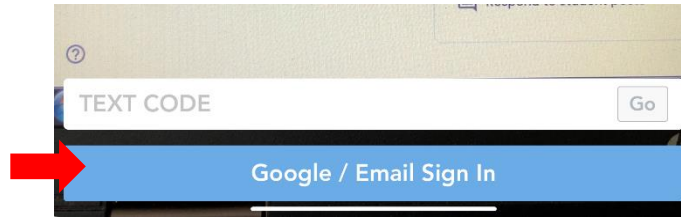


How to login to Seesaw email using the email account

Step 1: Open Seesaw

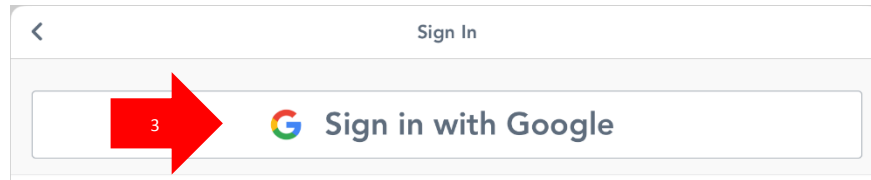
Step 2: Tap on I'm a Student

Tap on **Google/Email Sign in**



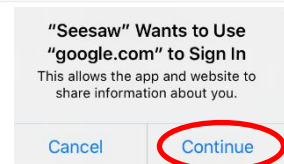
Step 3:

Click on Sign in with Google



Step 4:

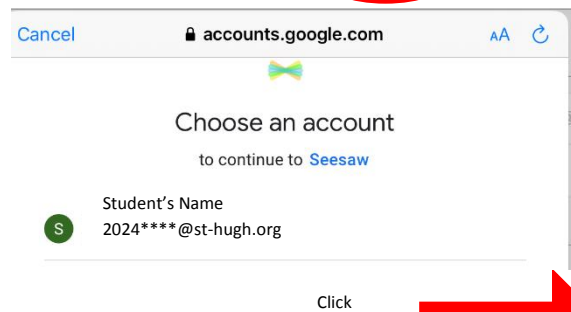
Click Continue




Step 5:

Enter the student's email

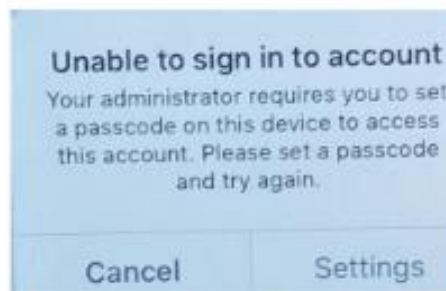
2027****@st-hugh.org



Step 6: Now you are done!



If it shows this error message:



the passcode must be set up on your iPad device.

To set up a passcode for your iPad, follow the steps below.

1. Tap on **Settings > Touch ID & Passcode** (or **Face ID & Passcode**)
2. tap **Turn Passcode On**
3. **Enter the 4 digit passcode.**